

Accessing your video group clinic on Zoom

- Please [click here](#) to watch a demonstration video on accessing your video group clinic on Zoom on a PC or laptop.
- Do this by hovering your mouse over the words “click here” then hold down the Ctrl button and the click the left mouse button.

Please note that accessing a video call on a mobile phone limits what you can see and the functionalities you have. Accessing a video group clinic on a PC/laptop will be a better experience.

Accessing your video group clinic on a PC or laptop

(see below for accessing on a smartphone/tablet/iPad)

- When accessing on a PC/laptop you can click on the link sent in the invitation from your practice. You will need to open the link in a browser that supports Zoom video calls, these browsers are the following...
 - Google Chrome
 - Firefox
 - Chromium Edge

You can find out more information regarding internet browsers and Zoom by [clicking here](#).


- By using the right-hand button on the mouse. Select “copy hyperlink”.
- Using the left-hand button on your mouse, click on the top address bar of the web browser and right hand click on it. Select “paste” and this will add in the link for the Zoom meeting.

- Once you have opened the link in one of these browsers you will get the option to either download and run the Zoom app or launch the meeting in the browser.
- Choose to “launch meeting”, “join from your browser”. You will then see the page below, in which you should only type your first name before pressing join.

zoom SOLUTIONS ▾ PLANS & PRICING CONTACT SALES JOIN A MEETING HOST A MEETING ▾ SIGN IN SIGN UP, IT'S FREE

Join a Meeting

Your Name

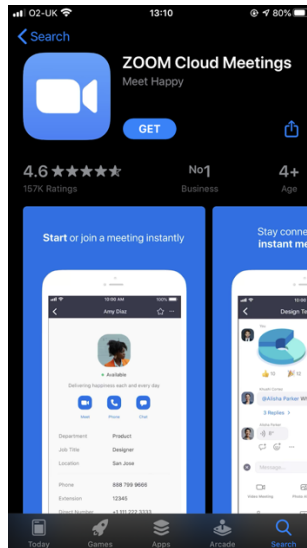
I'm not a robot  reCAPTCHA
Privacy · Terms

Join

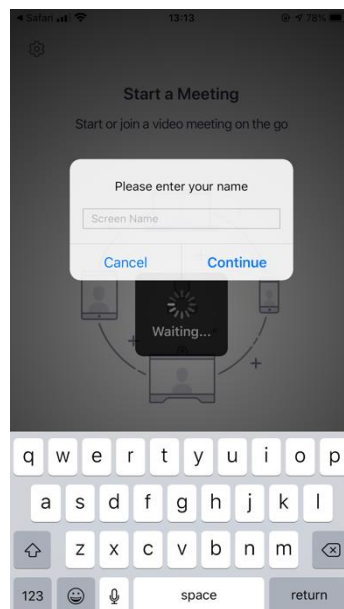
Zoom is protected by reCAPTCHA and the [Privacy Policy](#) and [Terms of Service](#) apply.

Accessing your video group clinic on a smartphone/tablet/iPad

- When accessing on a mobile phone or tablet device, you will need to download the Zoom app.
- On an iPhone/iPad you can do this in the app store, and on an android, you can do this in the play store.



- Once you have downloaded the Zoom app, go back to the VGC email invite from your surgery.
- Click on the link and open it up within the Zoom app.
- You will then get the option to join as a guest, remember to input your first name only and continue to the call.



PLEASE NOTE - If you already have a Zoom account please log out and join the call as a guest, otherwise your email address and second name will be shared with other patients.

